

NO-ONE UNDERSTANDS THE EXTREMES OF THE AUSTRALIAN CLIMATE BETTER THAN SOLAGARD

Wattyl Solagard Stone Finish is a uniquely formulated, textured exterior acrylic paint designed to imitate the worn look of stone. Depending on application techniques, Solagard Stone Finish can create a variety of decorative effects.

Wattyl Solagard Stone Finish is ideal to use on exterior walls around your house, garden or outdoor entertaining areas. Available in a stunning range of designer colours, use this distinctive texture to make a feature of any exterior wall surface.

Wattyl Solagard Stone Finish is suitable for application on most exterior surfaces without a primer.



Step One



Preparation

Ensure surface is clean and free from dust, dirt and grease.

Tip: Wiping the wall with a damp sponge just prior to painting will make application easier.

Application

Step One

Apply the first coat of paint using a fine texture roller which will give a more textured finish. For a softer suede finish, overbrush the wet paint of the first coat with a 75-100mm brush.

Tip: Work in sections and maintain a wet edge. Do not roll too quickly or force the brush, as overspreading will give a patchy result.

The final effect will not be seen after applying the first coat.

Step Two




Step Two

Using a quality 100mm or wider brush and working in sections across the wall, apply the second coat in a random criss-cross action, cutting in sections at a time. You can also apply the paint with a roller and overbrush when wet as described for the first coat in Step One.

Tip: As before, avoid overspreading the finish. Blend new and previous sections as you move along the wall.

Continue with the second coat until the whole wall is complete. The stone finish appears as the surface dries, this may take up to 48 hours for the full effect to be seen.

Alternatively you can use a plastic trowel to achieve a more subtle finish. Apply the first coat using a fine texture roller. While the paint is still wet, use a plastic trowel to lightly smooth the finish using wide, sweeping motions. Repeat the process for the second coat.



Sample of finish: Border Brown

Colour Consultants

Our friendly colour consultants can provide you with expert professional colour advice at affordable rates. You can call our Colour Consultancy Service on 1300 366 690

For further information about our products, ask about your nearest Wattyl Stockist or call the Wattyl Hotline No. 132 101

Colourfast Colours stay brighter, resist fading and yellowing	✓
Multi Surface Suitable for masonry, Colorbond®, Zinalume® galvanised iron and suitably primed wood and steel.	✓
Water Clean Up Easy to clean in water	✓
U.V. Protection Protects the surface from deteriorating	✓
100% Acrylic Resists the effects of paint chalking	✓
Flexible Stretches and flexes protecting against cracking and peeling	✓

Visit us on the web at www.wattyl.com.au for great information, advice and services to help make your painting projects easier. Try our new Colour Visualiser for inspiration or creating your perfect colour scheme.



Issued by Wattyl Australia Pty. Ltd. Incorporated in NSW, ABN 40 000 035 914
Australia & New Zealand

Colours shown are a guide only and are as close as possible to the final paint colour. Due to limitations of the printing process, printing and photographic images may not represent the true colour. To check your colour choice, always ensure a test area is completed initially.
Front Colour: Day Spa and Rigoleto

Color Communications
0509 - 3173

wattyl®

No.1 Under the Australian Sun
Solagard®
stone finish





Fence colour: Bush Baby



Veggie Patch



Day Spa



Wall colour: Outdoor Room Front pot colour: Palladio



Sake



Bleached Path



Semillon



Mondo Grass



Hydrotherapy



Cataluna



Honed Stone



Gibraltar Grey



Cobble



Gaelic Gold




Rafter




Algarve



Boho Blue



Rigolet



Estate Red



Secret Corner



Gardening Glove



Rear wall colour: Campana Side wall colour: Rafter



Belize



Outdoor Room



Campana



Organic Touch



Bleached Wood



Terracotta Pot



Luxor Dust



Cottage Garden




Laguna



Casanova



Atollo



Soot



Border Brown



Palladio



Palm Sugar



Bush Baby



Fireplace: Organic Touch and Zealous



Rock Face



Hudson Brown



Chip Bark



Gobi Clay



Runner Bean



Birkit



Zealous



Concrete Pot



Minotaur